

A Look at Nursing Homes in the US

in 2013



Quality of Care



Cost of Care


★★★★★ **19.6%**

Out of 15,702 nursing homes in the country, 3,083 have been rated with five out of five stars by Nursing Home Compare.

★★★★★ **11.3%**

1,782 nursing homes however, received only one star.

40:1 The average number of residents per nursing home.



 **\$230** The median daily rate of a private room

 **\$207** The median daily rate of a semi-private room

YEARLY RATE

\$74,405 - \$83,950

Who can afford it? Upper middle income jobs

- **Attorney: \$113,219**
- **Software Engineer: \$88,142**
- **Industrial Engineer: \$76,126**
- **Registered Nurse: \$65,116**
- **High School Teacher: \$53,137**
- **Auto Mechanic: \$36,200**

1.4M Total nursing home residents



1.7M Total number of beds in 15,702 nursing homes



81.6%
Occupancy

 **\$948** the highest daily rate of a nursing home room (Alaska)

 **\$85** the lowest daily rate of a nursing home room (Texas)



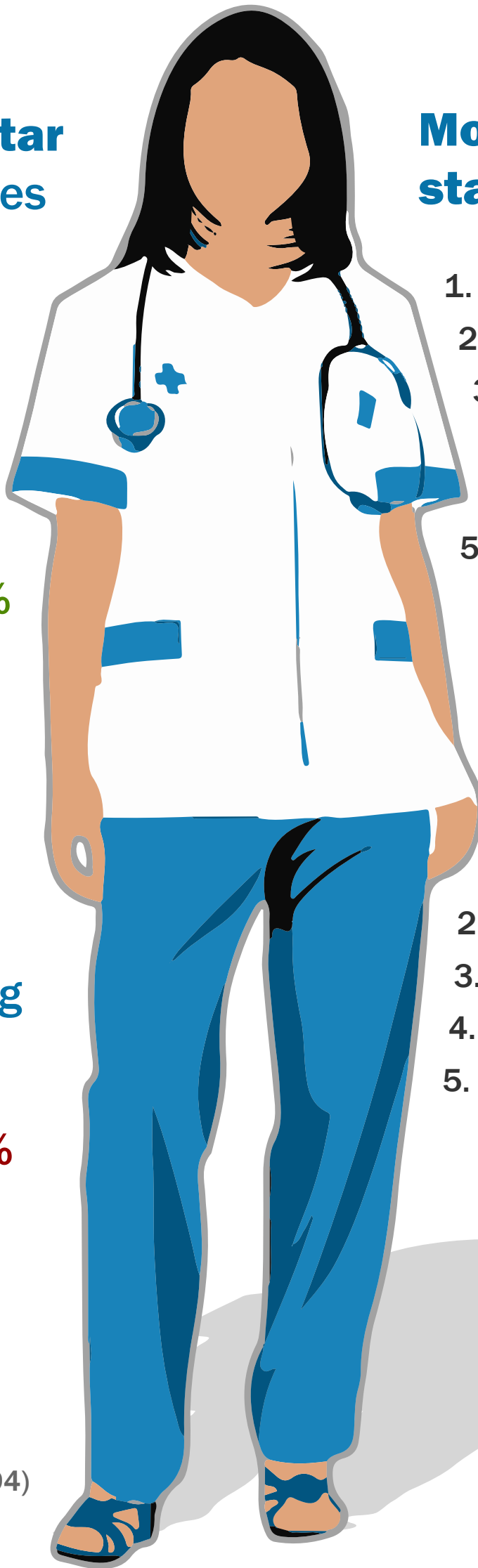
Percentage of 5-Star Rated Nursing Homes

1. **Hawaii** - **35.4%**
(17 out of 48)
2. **Delaware** - **34%**
(16 out of 47)
3. **Alaska** - **33.3%**
(5 out of 15)
4. **New Hampshire** - **32%**
(25 out of 78)
5. **Maine** - **30.2%**
(33 out of 109)



Percentage of 1-Star Rated Nursing Homes

1. **West Virginia** - **21.6%**
(27 out of 125)
2. **Louisiana** - **21.3%**
(60 out of 281)
3. **Oklahoma** - **21.1%**
(66 out of 312)
4. **Texas** - **20.6%**
(246 out of 1,194)
5. **Tennessee** - **18.5%**
(59 out of 319)



Most expensive states (Median Annual)

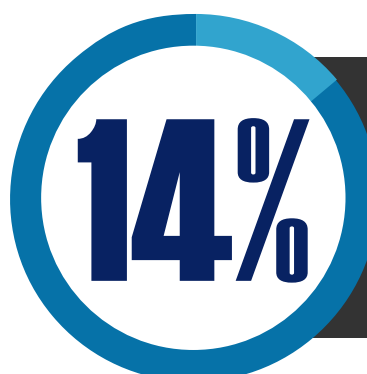
1. **Alaska** - **\$255,891**
2. **Connecticut** - **\$151,658**
3. **Hawaii** - **\$145,270**
4. **Massachusetts** - **\$133,225**
5. **New York** - **\$125,732**

Least expensive states (Median Annual)

1. **Oklahoma** - **\$55,360**
2. **Missouri** - **\$58,035**
3. **Louisiana** - **\$58,345**
4. **Arkansas** - **\$60,225**
5. **Texas** - **\$61,320**

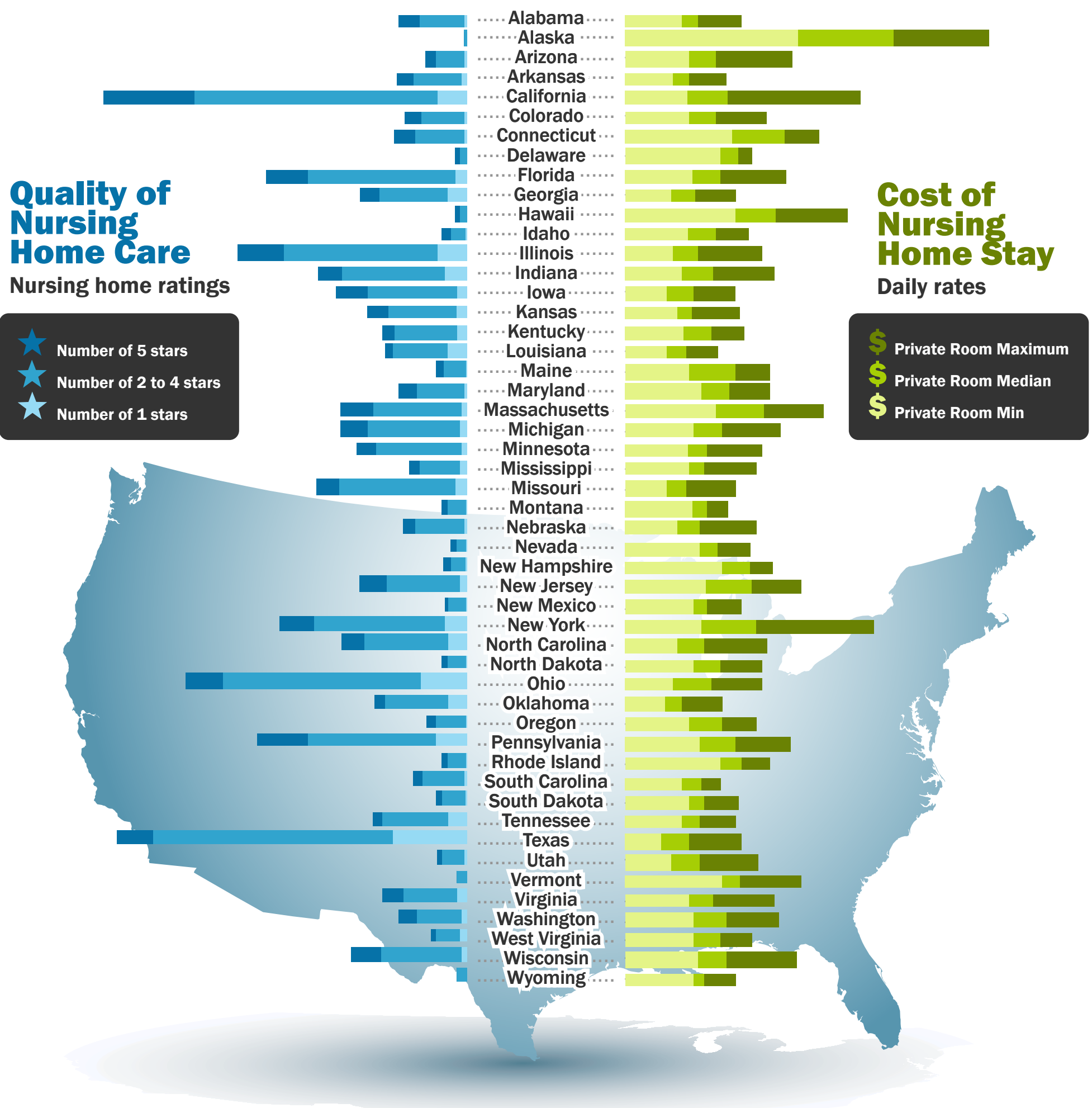


Only Delaware and Hawaii have no one star rated nursing home.



North Dakota has highest five-year annual growth in daily rates.

State Comparison Overview



- ### Resources
- <http://health.usnews.com/best-nursing-homes>
 - <http://www.cdc.gov/nchs/data/abus/abus12.pdf#109>
 - <http://www.medicare.gov/nursinghomecompare/search.html>
 - <http://www.careercast.com/jobs-rated/2012-ranking-200-jobs-best-worst>
 - https://www.genworth.com/dam/Americas/US/PDFs/Consumer/corporate/130568_032213_Cost%20of%20Care_Final_nonsecure.pdf
 - <http://www.ltcoptions.com/top-20-states-with-the-best-nursing-homes/>
 - <http://www.completelongtermcare.com/states/>

